

Series S102/SX102

Panel mount displays



The digital displays of the S102 and SX102 series are compact devices designed for installation in front panels or for switch panel mounting. The character height of the numeric version is 14 or 25 mm, of the alphanumeric version 18 or 30 mm.

Series S102 Units with numeric display



Standard units



	4 digits	6 digits
Character height 14 mm		
Type designation	S102-04/14/0x-000/0B-xx	S102-06/14/0x-000/0B-xx
Dimensional drawing	A	B



	4 digits	5 digits
Character height 25 mm		
Type designation	S102-04/25/0x-001/0B-xx	S102-05/25/0x-001/0B-xx
Dimensional drawing	C	C

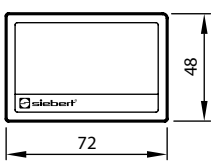
Menu-guided parameterization

Operation modes, parameters and device functions are defined in a menu. A fixed decimal point can be defined as well as if leading zeros are to be displayed or not to be displayed or if a display test has to take place after power-on.

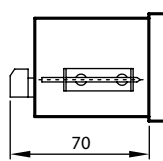
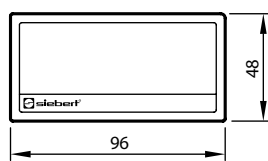
Switching outputs

Units with analog or counting pulse inputs have potential-free switching outputs. The switching points are to be set in the menu.

Dimensional drawing A

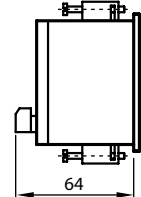
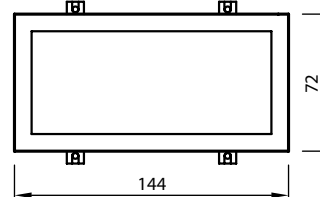


Dimensional drawing B



Dimensions in mm

Dimensional drawing C



Extended character set

Among the digits the character set also contains letters and special characters which can be displayed with a 7-segment matrix (applies to devices with serial or fieldbus interface).

Dimension symbols

The shown dimension symbols are available.

F101	F102	F103	F120	F130	F141	F152	F161	F201	F202	F203	F210	F218	F220	F227	F235
g	kg	t	t/h	daN	l	l/s	ℓ	mm	cm	m	m ³	m/min	km/h	m/s	m ³ /min
F314	F324	F325	F331	F332	F402	F403	F404	F405	F406	F432	F440	F441	F443	F444	F476
kA	kW	MW	kWh	MWh	s	min	h	1/min	Stk.	%	°C	ppm	mbar	bar	mmWS

Sensor supply

The devices have a voltage source to supply the sensors or signalers (applies to devices with 25 mm character height and analog, parallel or counting pulse input).



Data interface

Profibus DP	S102-xx/xx/xx-xxx/xx-K0
Modbus RTU	S102-xx/xx/xx-xxx/xx-M0
RS485/RS232	S102-xx/xx/xx-xxx/xx-S0
20 mA TTY/RS232	S102-xx/xx/xx-xxx/xx-T0
BCD/binary	S102-xx/xx/xx-xxx/xx-P0
Analog	S102-xx/xx/xx-xxx/xx-A0
Counter	S102-xx/xx/xx-xxx/xx-Z0
Profinet	see separate brochure

Technical data

Power supply	24 V DC $\pm 15\%$, galvanically isolated, protected against reversed polarity
Protection type	IP40 front, optional IP65 (housing 72 x 48 and 96 x 48 mm) IP65 front (housing 144 x 72 mm)
Connecting technology	Plug-in screw-type terminals, Profibus 9-pin sub-D socket

Detailed technical data see operating instructions.

LED color

Red	S102-xx/xx/xR-xxx/xx-xx
Green	S102-xx/xx/xG-xxx/xx-xx

Options




Protection type IP65 front ¹	S102-xx/xx/xx-xx1/xx-xx
---	-------------------------

¹ Applies to S102-xx/14/xx-xxx/xx-xx

Series SX102

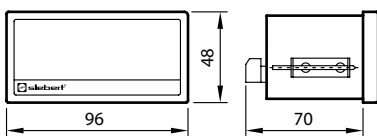
Displays for alphanumeric character representation

Standard units

			
Character height 18 mm	6 characters	8 characters	14 characters
Type designation	SX102-06/18/0x-000/0B-xx	SX102-08/18/0x-001/0B-xx	SX102-14/18/0x-001/0B-xx
Dimensional drawing	B	C	D

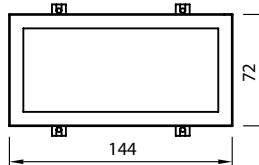
	
Character height 30 mm	8 characters
Type designation	SX102-08/30/0x-001/0B-xx
Dimensional drawing	D

Dimensional drawing B

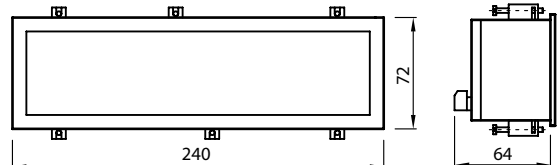


Dimensions in mm

Dimensional drawing C



Dimensional drawing D



Data interfaces

The large size displays support the interfaces for the industrial communication: field buses and serial interfaces.

Menu-guided parameterization

Operation modes, device functions and parameters are defined in the menu.



Data interface

Profibus DP	SX102-xx/xx/xx-xxx/xx-K0
Modbus RTU	SX102-xx/xx/xx-xxx/xx-M0
RS485/RS232	SX102-xx/xx/xx-xxx/xx-S0
20mA TTY/RS232	SX102-xx/xx/xx-xxx/xx-T0
Profinet	see separate brochure

Technical data

Power supply	24 V DC $\pm 15\%$, galvanically isolated, protected against reversed polarity
Protection type	IP40 front, optional IP65 (housing 96 x 48 mm) IP65 front (housing 144 x 72 and 240 x 72 mm)
Connecting technology	Plug-in screw-type terminals, Profibus 9-pin sub-D socket

Detailed technical data see operating instructions.

LED color

Red	SX102-xx/xx/xR-xxx/xx-xx
Green	SX102-xx/xx/xG-xxx/xx-xx

Options

Protection type IP65 front ¹	SX102-xx/xx/xx-xx1/xx-xx
---	--------------------------

¹ Applies to SX102-06/18/0x-00x/0B-xx

www.siebert-group.com

GERMANY

Siebert Industrieelektronik GmbH
Siebertstrasse
D-66571 Eppelborn
Phone +49 6806 980-0
Fax +49 6806 980-999
info.de@siebert-group.com

FRANCE

Siebert France Sarl
4 rue de l'Abbé Louis Verdet
F-57200 Sarreguemines
Phone +33 3 87 98 63 68
Fax +33 3 87 98 63 94
info.fr@siebert-group.com

ITALY

Siebert Italia Srl
Via Galileo Galilei 2/A
I-39100 Bolzano (BZ)
Phone +39 0471 053 753
Fax +39 0471 053 754
info.it@siebert-group.com

THE NETHERLANDS

Siebert Nederland B.V.
Jadedreef 26
NL-7828 BH Emmen
Phone +31 591 633 444
Fax +31 591 633 125
info.nl@siebert-group.com

AUSTRIA

Siebert Österreich GmbH
Simmeringer Hauptstrasse 24
A-1110 Wien
Phone +43 1 740 401 53
info.at@siebert-group.com

SWITZERLAND

Siebert AG
Bützbergstrasse 2
CH-4912 Aarwangen
Phone +41 62 922 18 70
Fax +41 62 922 33 37
info.ch@siebert-group.com

INTERNATIONAL

Argentina, Australia, China, Colombia, Czech Republic, Denmark, Estonia, Finland, Hong Kong, Iceland, India, Israel, Korea, Malaysia, Mexico, Norway, Poland, Singapore, Slovenia, South Africa, Spain, Turkey, United Kingdom

Siebert®, LRD® and XC-Board® are registered trademarks of Siebert Industrieelektronik GmbH. All other product names mentioned herein may be trademarks or registered trademarks of their respective owners. All information and data included in this documentation is provided without guarantee and is subject to change at any time without prior notification. All illustrations shall be without obligation and cannot be considered binding. The products shown may contain optional equipment. Availability and technical specifications are subject to change without prior notice. All rights to this documentation are reserved. Our current terms and conditions of sale and delivery apply exclusively (see www.siebert-group.com, available upon request). 01-10.00.EN.0103